

A quick guide to the Perseus Digital Library: Navigating a work

This document provides a quick guide on how to navigate through a work in the collections of the Perseus Digital Library, followed by a step-by-step example that you can work through for practice.

Quick guide

The texts are divided up into sections, and you can navigate through them in these different ways:

- **Using the Table of Contents**
The left-hand sidebar gives a Table of Contents with links to the various divisions. Use the links to jump to a particular point in the text.
- **Using the Navigation line**
The navigation line between the page header and the main text provides a visual representation of the Table of Contents. The blue highlighted segment is the current position in the text. Click on one of the gray segments to jump to another location in the text.
- **Using the forward and back arrows**
There are forward and back arrows just beneath the navigation line. Click on an arrow to step forward or backward by one section.
- **Entering the book/line number**
The textbox to the top right of the text contains an abbreviation of the author and work, and the section of text currently displayed. If you want to jump to a particular line, enter the book/line, book/chapter, combination in the textbox and press Enter. This will take you to the section of the text on which that line appears.
- **Changing the amount of text displayed**
The 'View text chunked by' section of the left sidebar shows how much text is displayed in the main text area. Select a different option to change how you view the text.

Step-by-step example

This example demonstrates how to navigate through the *Iliad* using each method.

If you do not already have the first page of the *Iliad* displayed, follow this link to start:

<http://www.perseus.tufts.edu/hopper/text?doc=Perseus%3Atext%3A1999.01.0133%3Abook%3D1%3Acard%3D1>

Using the Table of Contents

In the **Table of Contents** list in the left-hand sidebar, select the link to **lines 245–284**.

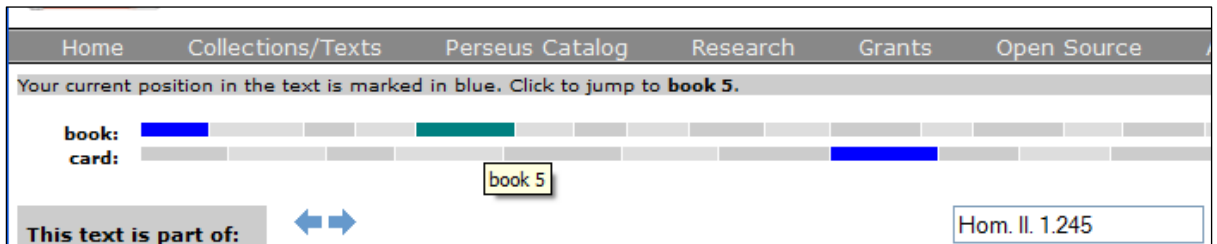
Table of Contents:	
▼ book 1	
lines 1-32	
lines 33-67	
lines 68-91	
lines 92-129	
lines 130-171	
lines 172-205	
lines 206-244	
lines 245-284	
lines 285-311	

This section of text is displayed.

Home	Collections/Texts	Perseus Catalog	Research	Grants	Open Source	AI
Your current position in the text is marked in blue. Click anywhere in the line to jump to another position:						
book:						
card:						
This text is part of:		<input type="text" value="Hom. Il. 1.245"/>				
Greek and Roman Materials	Click on a word to bring up parses, dictionary entries, and frequency statistics					
Greek Hexameter	“				245	
Greek Poetry	ὡς φάτο Πηλεΐδης, ποτὶ δὲ σκῆπτρον βάλε γαίη					
Greek Texts	χρυσείοις ἥλοισι πεπαρμένον, ἔζετο δ' αὐτός:					
Homer	Ἄτρεΐδης δ' ἑτέρωθεν ἐμήνιε: τοῖσι δὲ Νέστωρ					
Homer, Iliad	ἠδυεπῆς ἀνόρουσε λιγύς Πυλίων ἀγορητής,					
	τοῦ καὶ ἀπὸ γλώσσης μέλιτος γλυκίων ῥέεν αὐδή:					
Search the Perseus Catalog for:	τῶ δ' ἤδη δύο μὲν γενεαὶ μερόπων ἀνθρώπων				250	
Editions/Translations	ἐφθίαθ', οἳ οἱ πρόσθεν ἅμα τράφεν ἠδ' ἐγένοντο					
Author Group	ἐν Πύλῳ ἠγαθήη, μετὰ δὲ τριτάτοισιν ἀνασθεν:					
	ὁ σφιν εὐφρονέων ἀγορήσατο καὶ μετέειπεν:					
View text chunked by:	ὦ πόποι ἦ μέγα πένθος Ἀχαιῖδα γαῖαν ἰκάνει:					
book : line	ἦ κεν γηθήσαι Πριάμος Πριάμοιο τέ παῖδες				255	
	ἄλλοι τε Τρῶες μέγα κεν κεχαροῖατο θυμῶ					
	εἰ σφῶϊν τάδε πάντα τυθοῖατο μαρναμένοϊιν,					
Table of Contents:	οἳ περὶ μὲν βουλήν Δαναῶν, περὶ δ' ἔστε μάχεσθαι.					
▼ book 1	ἀλλὰ πίθεσθ': ἄμφω δὲ νεωτέρω ἔστων ἐμεῖο:					
lines 1-32	ἦδη γάρ ποτ' ἐγὼ καὶ ἀρείοσιν ἠέ περ ὑμῖν				260	
lines 33-67	ἀνδράσιν ὠμίλησα, καὶ οὐ ποτέ μ' οἳ γ' ἀθέριζον.					
lines 68-91	οὐ γάρ πω τοίους ἴδον ἀνέρας οὐδὲ ἴδωμαι,					
lines 92-129	οἷον Πειριθόον τε Δρύαντά τε ποιμένα λαῶν					
lines 130-171	Καινέα τ' Ἐξάδιόν τε καὶ ἀντίθεον Πολύφημον					
lines 172-205	Θησέα τ' Αἰγεΐδην, ἐπιείκελον ἀθανάτοισιν:				265	
lines 206-244	κάρτιστοι δὲ κείνοι ἐπιχθονίων τράφεν ἀνδρῶν:					
lines 245-284	κάρτιστοι μὲν ἔσαν καὶ κάρτιστοι ἐμῶντο					
lines 285-311						

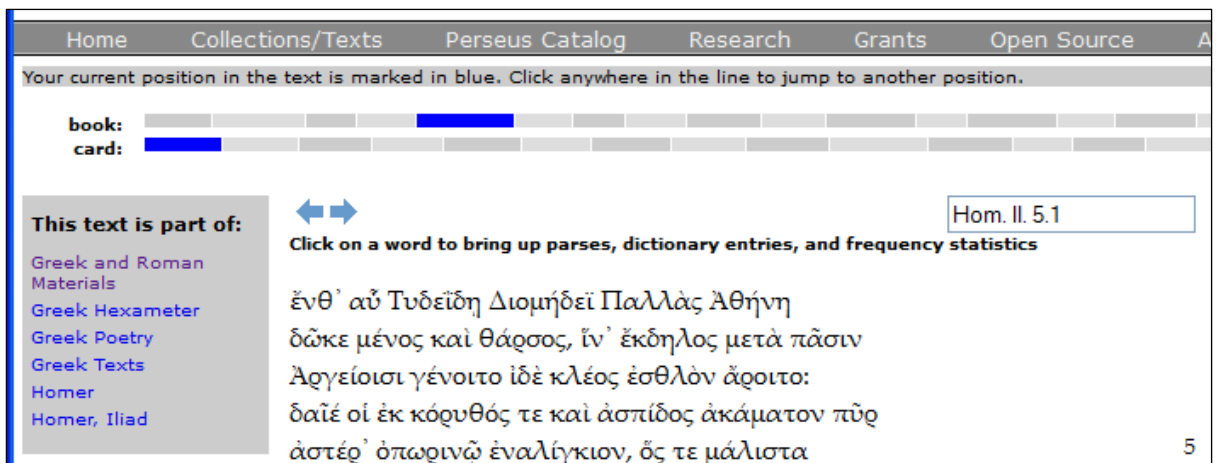
Using the navigation line

1. In the **book** navigation line, hover your mouse over the fourth gray segment along.

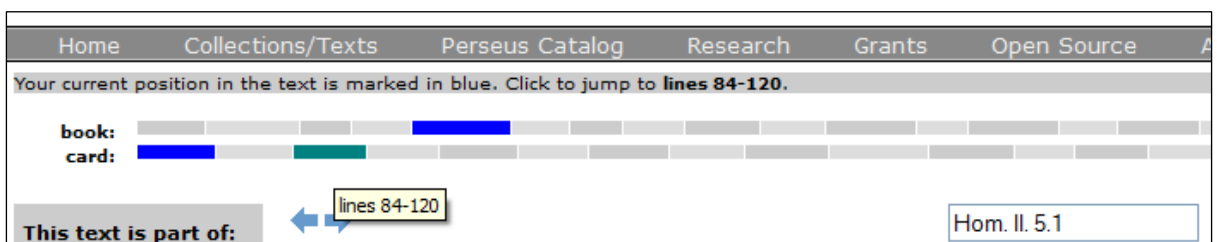


Notice that the segment is highlighted and a prompt indicates that this represents book 5.

2. Click the segment.
The start of book 5 is loaded.



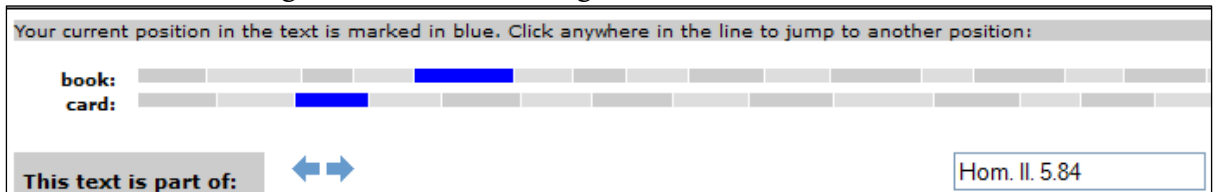
3. In the **card** navigation line, click the third gray box along.



The text for lines 84–120 (of book 5), is loaded.

Using the forward and back buttons

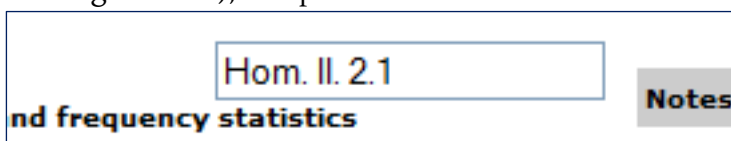
Just beneath the navigation line, click the right blue arrow.



The text for the next section is displayed (lines 121–158).

Entering the book and line number

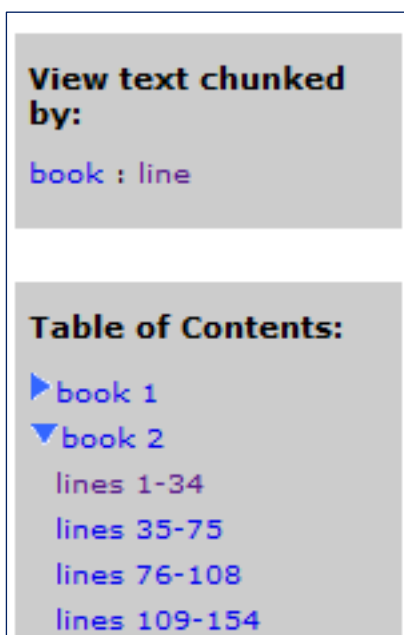
In the textbox to the top right of the text, type **Hom.II.2.1** (for Homer, Iliad, book 2, starting at line 1), and press **Enter**.



The text for book 2, lines 1–34, is displayed.

Changing the amount of text displayed

In the left sidebar under 'View text chunked by' the text is currently chunked by card:



Select **book**.

The whole of the first book of *Iliad* is displayed together on one page.